



FAMILY ACTIVITY

A.I. for Social Good

Today, the world faces many big challenges.



Climate



Nutrition



Clean
Water



Education



Health



Economic
Equality



Circle the issues above that you are most concerned about.

Data can help us better understand these complex challenges. And **Artificial Intelligence (A.I.)** can process massive amounts of data in milliseconds. **A.I.** allows us to analyze and respond to data in real time to help people and our planet.

Let's see how we can use A.I. for Social Good.

Oh no! **Our City** has just been hit by a major storm. People need help! But don't worry. Luckily, we have a plan to get volunteers and supplies to the people who need them.



- 1 Send one truck  to the school because schools are really important.
- 2 Send one truck  to the park because it's in the middle of the city.

A.I. for Social Good

FAMILY ACTIVITY (Continued)

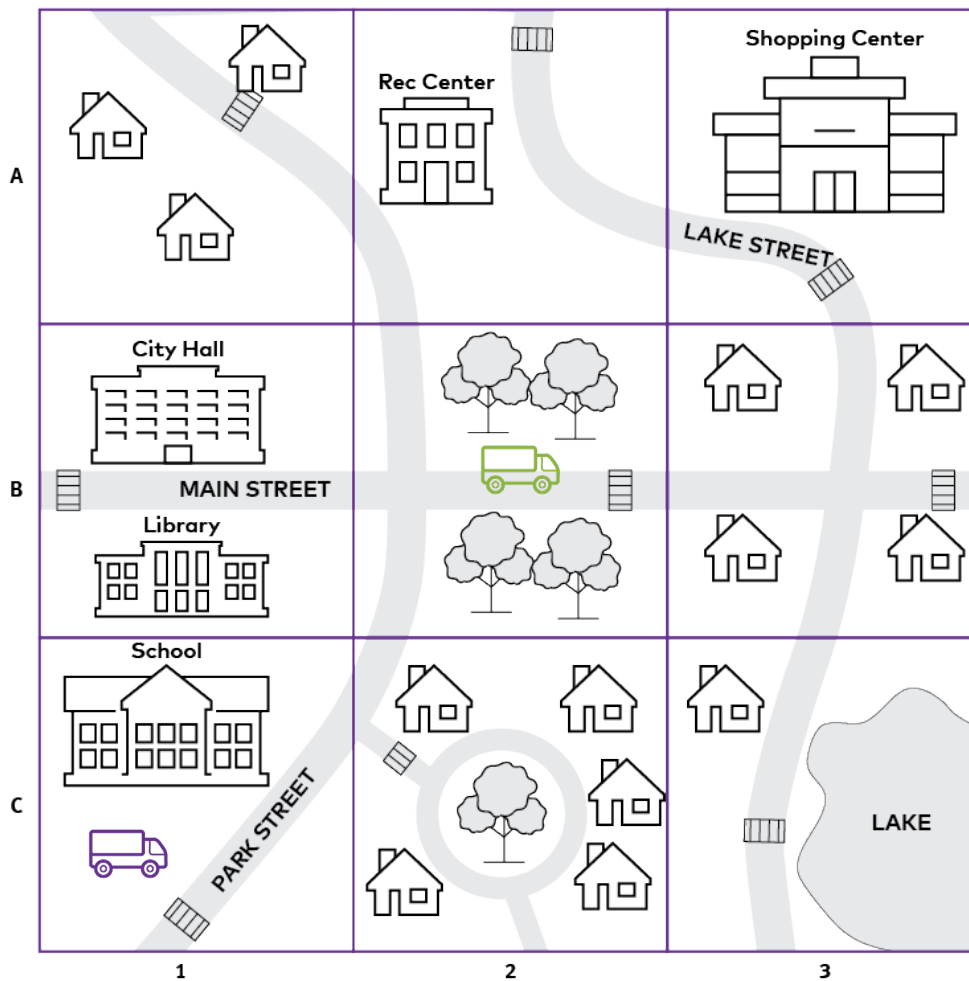


Let's look at our plan on the city map below. But wait! This data just came in:

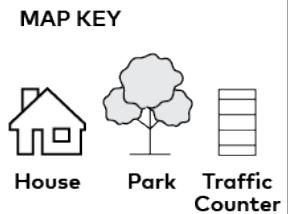
Weather Service FLOODING REPORTED Key Word = FLOOD	A-1	B-1	C-1
Weather Service HIGH WIND WARNING Key Word = WIND	B-1	B-2	C-1

Write the key word **FLOOD** in quadrants A-1, B-1 and C-1 on the map.

Write the key word **WIND** in quadrants B-1, B-2 and C-1 on the map.



Will our plan work? Write your thoughts here:



A.I. for Social Good

FAMILY ACTIVITY (Continued)



We can now see that our original plan won't work. There is flooding at the school and there are high winds at the park. These are not the best places to send our resources.

Cross out the trucks on your map.

Let's collect more data to make a better plan. Take a look at this incoming data:

Electricity Company REPORTING OUTAGES Key Word = OUTAGES	B-2	B-3	C-3
Transportation Department NO VEHICLES PASSING Key Word = BLOCKED	A-1	B-3	C-2
Mobile Phone Companies HIGH CALL VOLUME Key Word = CALLS	A-1	A-3	C-2
Credit Card Companies UNUSUALLY HIGH ACTIVITY Key Word = CARDS	A-2	A-3	

Using the Key Word for each set, record the new data on your map.

Now, look at your map with all of the data plotted. Can you see:

- Where there is power?
- Where people are making calls?
- Where the roads are open?
- Where people are making purchases?

Where would you send your volunteers and supplies and why?

If you said A-3, we agree! But hold on! The situation is changing quickly. And we just got a whole new set of data! Good thing **A.I.** can analyze it in the blink of an eye and help us work smarter to face this complex challenge.

You are a Girls4Tech Data Scientist!





Certificate of Achievement


Congratulations

For being a certified

girls4tech 
C H A M P I O N



Michael Miebach
CEO, Mastercard



Susan Warner
Founder, Girls4Tech